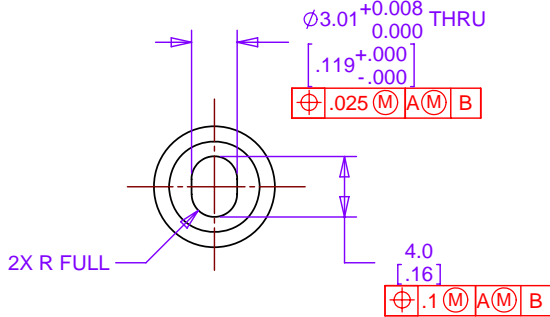
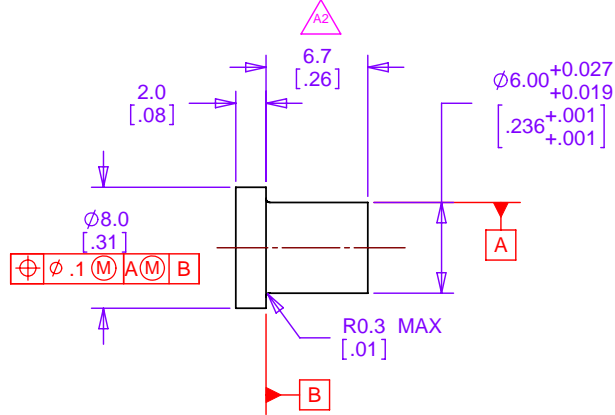
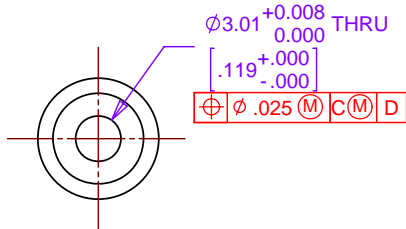
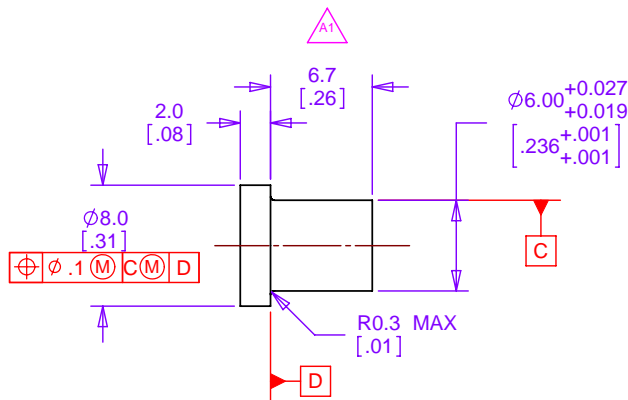


8 7 6 5 4 3 2 1

REVISIONS			
REV	DESCRIPTION	DATE	APPROVED
A1	6.7 [.26] was 8.0 [.31]	11/05/08	R. Smith
A2	6.7 [.26] was 8.0 [.31]		

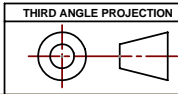


**-1** LOCATING PIN HOLE BUSHING  
MATERIAL: FREE MACHINING BRASS

**-3** LOCATING PIN SLOTTED BUSHING  
MATERIAL: FREE MACHINING BRASS

- NOTES: UNLESS OTHERWISE SPECIFIED
- ALL DIMENSIONS IN MILLIMETERS [DUAL DIMENSIONS IN INCHES]
  - DIMENSIONS AND TOLERANCING PER ASME Y14.5M-1994

THIS DOCUMENT CONTAINS INFORMATION THAT IS THE PROPRIETARY PROPERTY OF HYTEC, INC.  
REPRODUCTION, DISCLOSURE, OR RELEASE TO OTHERS, MANUALLY OR ELECTRONICALLY,  
IS STRICTLY PROHIBITED WITHOUT THE PRIOR WRITTEN CONSENT OF HYTEC, INC.



UNLESS OTHERWISE SPECIFIED: DIMENSIONS ARE IN MILLIMETERS -TOLERANCES-		CAD GENERATED DRAWING, DO NOT MANUALLY UPDATE DO NOT SCALE DRAWING		<b>HYTEC, INC</b>	
DECIMALS X = +/- .5 .X = +/- .1 .XX = +/- .01 .XXX = +/- .001		ANGULAR = +/- 30'  SURFACE FINISH = 250		TITLE <b>PHENIX CENTRAL UPGRADE FVTX DETECTOR ASSEMBLY JIG LOCATING PIN BUSHINGS</b>	
FINISH		SIGNATURE		DATE	
PART NO. <b>111-PHX-01-5206-1 &amp; 3</b>		Designer		9/16/2008	
		Drawn		9/16/2008	
		Checked		9/16/2008	
		Engineer		9/16/2008	
		Approved		9/16/2008	
		DWG. NO.		SIZE	
		111-PHX-01-5206		D	
		SCALE 4:1		SHEET NO.	
				1 of 1	
				REVISION A	

8 7 6 5 4 3 2 1